

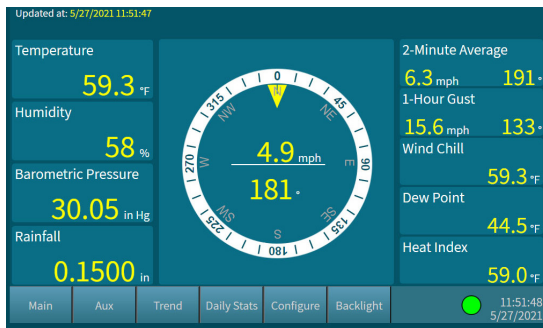
Color Weather Display™

CRITICAL WEATHER INFORMATION

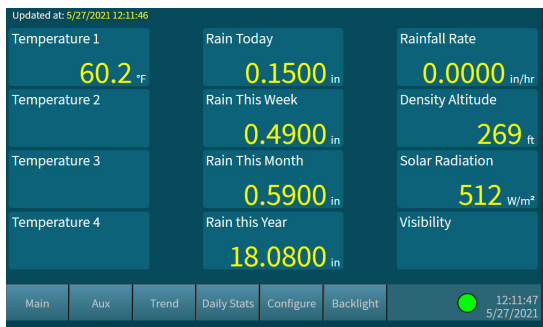
Touchscreen | LCD Display | 24-Hour Trend | Mix/Max | Desktop or Rack Mount



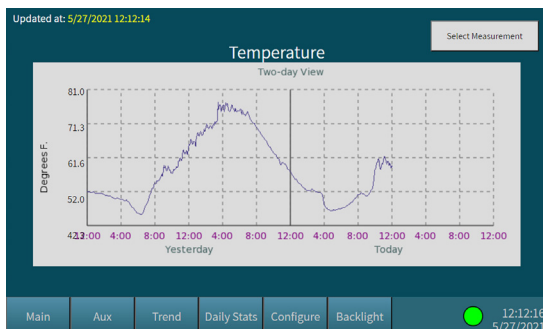
Intelligent Weather Monitoring



Main Screen



Aux Screen (parameters displayed depend on sensors)



Trend Screen

Daily Statistics for 5/27/2021

Yesterday		Today	
Temperature			
Avg Temperature	53.9 °F	Avg Wind Speed	3.3 mph
Min Temperature	49.0 °F at 04:43	Avg Wind Direction	174 °
Max Temperature	63.7 °F at 11:15	Max Gust Speed	20.7 mph at 11:34
Min Dew Point	39.7 °F at 02:19	Max Gust Direction	175 °
Max Dew Point	52.8 °F at 10:13	Std Dev Wind Dir	38 °
Max Heat Index	64.0 °F at 11:15	Rain	
Min Wind Chill	45.9 °F at 04:32	Rain for the Day	
Humidity			
Min	52 % at 00:00	Max Rainfall Rate	0.3600 in/hr at 03:56
Max	91 % at 06:03	Solar Radiation	
Barometric Pressure			
Min	29.97 in Hg at 03:43	Avg	127 W/m²
Max	30.06 in Hg at 12:05	Max	1368 W/m² at 12:06

Main | Aux | Trend | Daily Stats | Configure | Backlight

Daily Stats Screen

Configuration

Station Type: Orion

Device Control

Shutdown | Reboot

Apply Changes | Cancel Changes

Configuration Screen

Features:

- Proprietary **Color Weather Display** console displays weather information and performs computations for wind chill, heat index, and other calculated parameters.
- Designed to be viewed clearly from a distance, the Weather Display utilizes an industrial grade WVGA touchscreen. Seven-inch, TFT color LCD screen with 800 x 480 pixel resolution.
- Serial or ethernet connection: Connects directly to weather station with serial port or connect to Weather MicroServer over a network (allowing for data from one weather station to be monitored from multiple display consoles at various locations utilizing an existing ethernet infrastructure).
- Compatible with all CWS weather stations.
- For specialized market and industry requirements, the main screen can be factory-modified.

Displays:

- Date and time
- Wind chill, dew point, heat index and rain rate
- Barometric pressure trend
- Rain for today, the week, the month and the year
- Wind averages and gusts
- Min/max values and time for all parameters for the current day and previous day
- 24-hour trend graphs for all parameters
- Weather data in metric or English units

Formats:

1. Desktop/wall-mount chassis (10.9" W x 7.2" H x 2.1" D)
2. 19" rack mount (19" W x 6.7" H x 2.4" D) (below left)
3. Panel mount (13" W x 7.5" H x 2.4" D) (below right)



Contact us today for a free quotation!



5285 NE Elam Young Pkwy, Stuite C100, Hillsboro, OR 97124 | phone 503-629-0887
info@columbiaweather.com | fax 503-629-0898 | ColumbiaWeather.com

©2021 Columbia Weather Systems, all rights reserved.

Specifications may change without notice.